

Scaled data based on original data using  
LM-79-08 Approved Method: Electrical and Photometric Measurements of Solid-  
State Lighting Products

Test Report Prepared for  
Cooper Lighting Solutions  
(formerly Eaton)

Brand: INVUE

Report Number: P162288

Luminaire Tested: **ECM-E03-LED-E1-SL2-HSS-7050**

Issue Date: 03/03/2020

**Test Information**

Test Method: LM-79-08  
Report Number: P162288  
REPORT IS SCALED FROM IESNA LM-79-08 TEST DATA (P33726)  
Test Lab: INNOVATION CENTER-P3  
Issue Date: 03/03/2020  
Manufacturer: COOPER LIGHTING SOLUTIONS (FORMERLY EATON)  
Product Line: INVUE  
Catalog Number: ECM-E03-LED-E1-SL2-HSS-7050  
Description: EPIC CLASSICAL MEDIUM DECORATIVE LED LUMINAIRE  
(3) LIGHTBARS WITH AccuLED OPTICS - TYPE 2 W/ SPILL LIGHT CONTROL AND HOUSE SIDE SHIELD  
Light Source: (63) 5000K CCT, 70 CRI LEDs  
Ballast/Driver: -

**Summary**

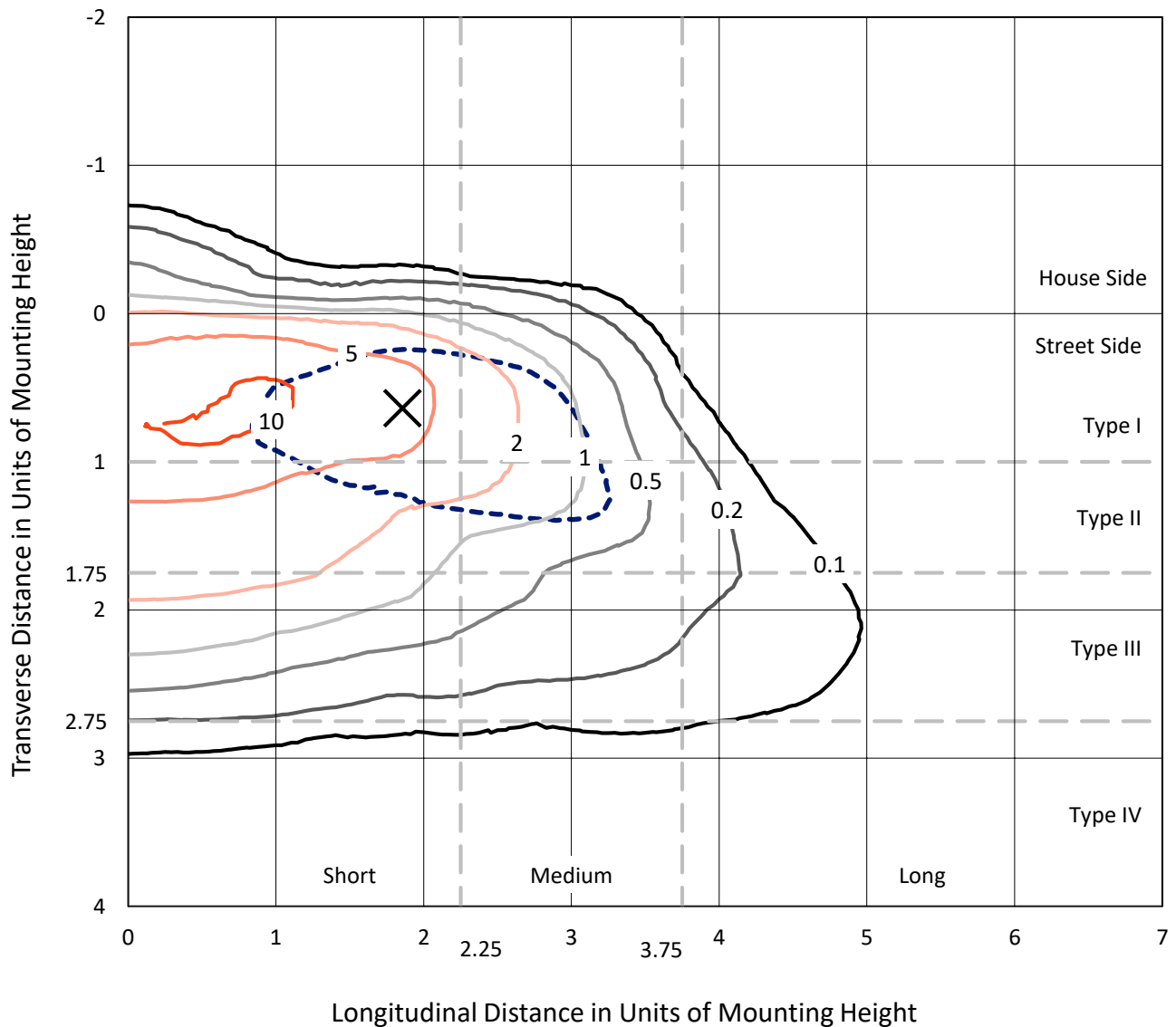
Lumens per Lamp: N/A  
Luminaire Lumens: 5366.4 lumens  
Efficiency: N/A  
Efficacy: 71.4 lumens/watt  
Luminous Opening: Rectangular w/ Sides (W: 0.5' x L: 1' x H: 0.1')  
IES Classification: Type II - Short - Non-Cutoff  
BUG Rating: B0 - U0 - G2  
  
Input Watts (W): 75.2  
Input Voltage (V): NR  
Input Current (Ain): NR  
Voltage Rise (V): NR  
Power Factor: NR  
Total Harmonic Distortion (THDi): NR  
Frequency (hertz): 60  
Stabilization Time: NR  
Operation Time: NR  
Ambient Temperature (°C): NR  
Test Distance: 25 FT



REPORT NUMBER: P162288  
 CATALOG NUMBER: ECM-E03-LED-E1-SL2-HSS-7050

### Iso-Footcandle Lines of Horizontal Illumination

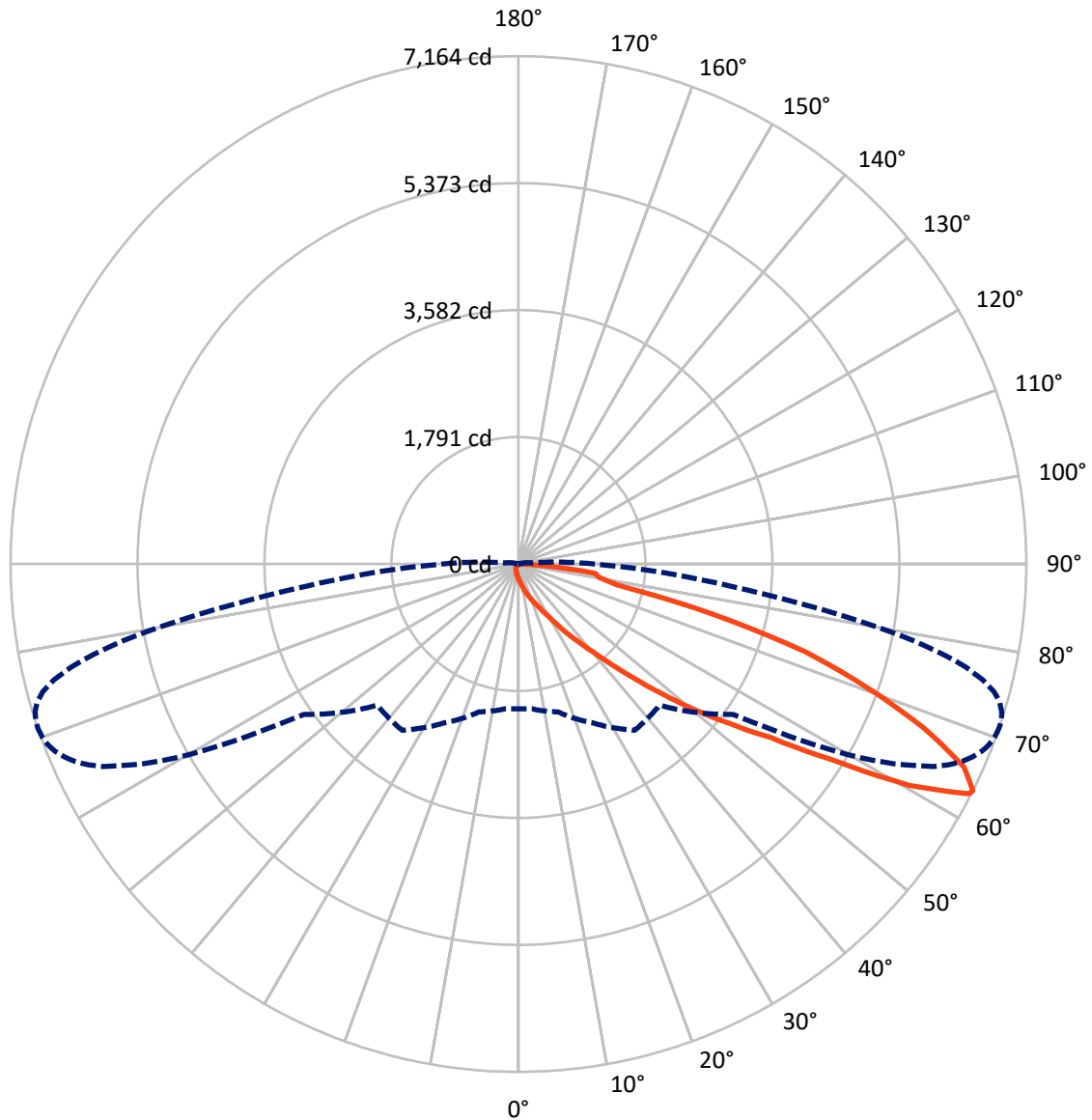
× Max cd  
 - - - 1/2 Max cd



Based on 10 foot mounting height. Maximum calculated value = 11.3 fc  
 Type II - Short - Non-Cutoff

REPORT NUMBER: P162288  
CATALOG NUMBER: ECM-E03-LED-E1-SL2-HSS-7050

### Luminous Intensity Polar Plot



— Vertical Plane Through 71-Deg Lateral    - - - Horizontal Cone Through 63-Deg Vertical

REPORT NUMBER: P162288

CATALOG NUMBER: ECM-E03-LED-E1-SL2-HSS-7050

**FLUX DISTRIBUTION:**

		Downward	Upward	Total
<b>House Side</b>	Lumens	113.9	0.0	113.9
	% Fixture	2.1	0.0	2.1
<b>Street Side</b>	Lumens	5252.5	0.0	5252.5
	% Fixture	97.9	0.0	97.9
<b>Total</b>	Lumens	5366.4	0.0	5366.4
	% Fixture	100.0	0.0	100.0

**Coefficient of Utilization**

**ZONAL LUMENS:**

Zone	Lumens	% Fixture
0°-10°	22.8	0.4
10°-20°	88.2	1.6
20°-30°	179.2	3.3
30°-40°	437.9	8.2
40°-50°	979.3	18.2
50°-60°	1377.0	25.7
60°-70°	1619.2	30.2
70°-80°	584.7	10.9
80°-90°	78.2	1.5
90°-100°	0.0	0.0
100°-110°	0.0	0.0
110°-120°	0.0	0.0
120°-130°	0.0	0.0
130°-140°	0.0	0.0
140°-150°	0.0	0.0
150°-160°	0.0	0.0
160°-170°	0.0	0.0
170°-180°	0.0	0.0
0°-90°	5366.4	100.0
0°-180°	5366.4	100.0



REPORT NUMBER: P162288

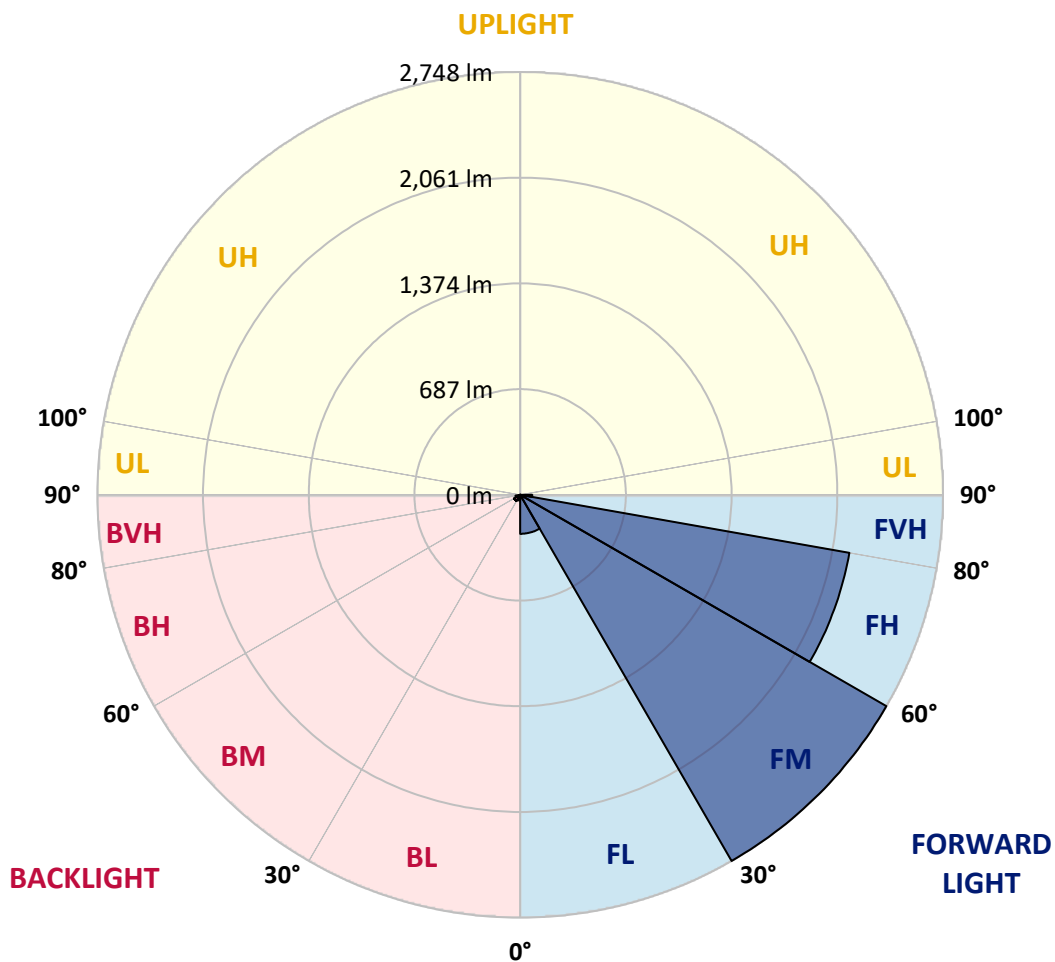
CATALOG NUMBER: ECM-E03-LED-E1-SL2-HSS-7050

**LUMINAIRE CLASSIFICATION SYSTEM LUMEN TABLE AND BUG RATING:**

Zone		Lumens	% Fixture	Zone Rating/Lumen Limit		
				B	U	G
FL	(0°-30°)	253.6	4.7			
FM	(30°-60°)	2748.2	51.2			
FH	(60°-80°)	2172.6	40.5			G2/5000
FVH	(80°-90°)	78.0	1.5			G1/100
BL	(0°-30°)	36.6	0.7	B0/110		
BM	(30°-60°)	45.9	0.9	B0/220		
BH	(60°-80°)	31.2	0.6	B0/110		G0/110
BVH	(80°-90°)	0.2	0.0			G0/10
UL	(90°-100°)	0.0	0.0		U0/0	
UH	(100°-180°)	0.0	0.0		U0/0	

**BUG Rating: B0-U0-G2**

Type II Short





REPORT NUMBER: P162288  
 CATALOG NUMBER: ECM-E03-LED-E1-SL2-HSS-7050

**CANDELA DISTRIBUTION (FULL):**

	0°	5°	15°	25°	35°	45°	55°	56°	57°	58°	59°
0°	205.8	205.8	205.8	205.8	205.8	205.8	205.8	205.8	205.8	205.8	205.8
2.5°	269.3	272.2	270.3	265.4	259.5	251.7	244.8	244.8	243.9	240.9	242.0
5°	353.2	354.1	350.2	338.5	327.8	311.2	292.6	290.7	288.7	285.9	284.8
7.5°	435.1	439.0	435.1	422.4	401.0	375.6	346.3	343.4	337.6	337.6	333.7
10°	519.0	519.0	515.1	500.4	480.9	444.8	407.8	403.0	396.1	394.1	388.3
12.5°	578.5	578.5	576.6	568.8	553.2	521.0	476.1	471.2	462.5	459.5	452.7
15°	601.9	601.9	602.9	609.7	610.7	596.1	549.3	545.4	536.6	528.8	525.9
17.5°	616.6	615.6	615.6	625.3	643.0	652.7	622.4	618.5	608.8	604.9	595.1
20°	648.8	646.9	640.9	640.9	657.5	691.7	691.7	690.7	680.0	677.0	672.2
22.5°	696.5	694.6	677.0	662.5	670.3	713.1	753.2	751.2	747.3	743.4	740.4
25°	774.6	767.7	737.6	694.6	687.8	733.7	800.0	804.9	807.8	807.8	809.7
27.5°	892.6	883.9	830.2	750.2	720.0	766.8	851.7	861.4	870.2	872.2	880.9
30°	1056.6	1041.0	963.9	846.8	777.6	815.5	927.8	938.5	951.2	955.1	968.7
32.5°	1325.8	1317.0	1242.9	1067.3	919.0	911.2	1034.1	1047.8	1064.4	1071.2	1087.8
35°	1735.6	1737.5	1677.1	1518.9	1314.1	1206.8	1224.3	1236.0	1241.9	1262.4	1271.1
37.5°	2013.6	2018.5	2032.1	1969.7	1823.4	1714.1	1576.5	1589.2	1559.0	1561.9	1562.9
40°	2165.8	2181.4	2261.4	2321.9	2310.2	2246.8	2136.6	2143.3	2086.8	2074.1	2012.6
42.5°	2267.3	2287.7	2415.6	2602.8	2698.5	2756.0	2730.7	2727.7	2683.8	2667.3	2615.5
45°	2330.7	2349.2	2510.2	2786.3	3006.7	3174.6	3243.8	3251.6	3214.6	3198.0	3155.1
47.5°	2327.7	2349.2	2521.9	2854.5	3179.4	3447.7	3642.8	3652.5	3675.0	3660.4	3663.3
50°	2198.9	2219.5	2393.1	2738.5	3128.7	3572.6	3929.7	3960.9	3997.0	4021.3	4033.0
52.5°	2042.9	2057.5	2211.7	2539.4	2912.1	3520.9	4099.4	4153.1	4206.7	4252.6	4284.7
55°	1985.3	2001.9	2122.9	2395.0	2738.5	3304.3	4178.4	4257.4	4333.6	4408.7	4470.1
57.5°	2015.6	2031.2	2118.0	2326.8	2635.0	3076.0	4200.9	4323.8	4448.7	4570.6	4691.6
60°	2126.8	2143.3	2217.5	2390.2	2607.7	2944.3	4113.0	4316.9	4524.7	4737.4	4937.4
62.5°	2082.9	2089.7	2198.9	2501.3	2802.8	2832.2	3794.0	4078.9	4395.9	4723.8	5046.7
63°	2040.9	2048.7	2160.0	2471.2	2862.3	2815.5	3695.5	3996.0	4330.6	4683.8	5035.0
65°	1850.7	1851.6	1936.6	2182.4	2796.0	2844.8	3256.4	3543.3	3927.7	4351.1	4795.0
67.5°	1381.4	1374.6	1456.6	1643.8	2195.0	2845.8	2795.0	2956.0	3223.3	3599.0	3997.0
70°	489.8	479.0	611.7	871.2	1367.8	2327.7	2401.9	2412.6	2486.8	2689.6	2939.4
72.5°	159.0	161.9	195.2	319.0	630.2	1566.8	2174.5	2141.4	2121.9	2121.0	2154.1
75°	63.4	64.4	78.1	141.5	282.9	755.1	1904.3	1922.8	1929.7	1939.4	1950.2
77.5°	30.3	33.1	43.9	79.0	140.5	373.6	1362.9	1520.0	1609.8	1679.0	1720.9
80°	10.8	12.7	24.4	48.7	65.4	171.7	718.1	866.3	998.0	1167.8	1314.1
82.5°	0.0	0.0	4.9	34.2	36.1	69.3	294.6	345.4	395.2	512.1	657.5
85°	0.0	0.0	0.0	9.7	10.8	11.7	99.5	120.0	134.6	157.1	181.4
87.5°	0.0	0.0	0.0	0.0	0.0	0.0	1.0	3.0	5.8	14.7	22.5
90°	0.0	0.0	0.0	0.0	0.0	0.0	0.0	0.0	0.0	0.0	0.0



REPORT NUMBER: P162288

CATALOG NUMBER: ECM-E03-LED-E1-SL2-HSS-7050

**CANDELA DISTRIBUTION (continued):**

	60°	61°	62°	64°	65°	66°	67°	68°	69°	70°	71°
0°	205.8	205.8	205.8	205.8	205.8	205.8	205.8	205.8	205.8	205.8	205.8
2.5°	240.0	239.0	239.0	237.0	236.1	234.2	233.1	230.3	229.2	229.2	229.2
5°	283.9	280.0	278.1	273.1	270.3	269.3	264.4	262.5	259.5	260.5	255.6
7.5°	332.7	325.9	322.9	316.0	314.1	307.3	305.4	300.4	297.6	291.7	289.8
10°	386.3	377.5	372.7	361.9	359.0	354.1	348.3	342.4	337.6	331.7	328.8
12.5°	447.8	440.0	436.1	421.4	414.6	407.8	400.0	392.2	384.4	379.5	372.7
15°	520.0	507.3	503.4	489.8	478.1	469.2	458.6	448.7	442.9	433.1	426.3
17.5°	591.2	578.5	575.5	555.1	542.4	536.6	524.9	512.1	501.5	491.7	480.9
20°	662.5	653.6	645.8	626.3	612.7	602.9	587.3	574.6	565.8	552.1	538.5
22.5°	733.7	724.8	719.0	698.5	685.8	672.2	658.6	644.9	632.2	615.6	600.0
25°	806.8	801.0	798.0	779.5	767.7	755.1	741.5	725.9	710.3	691.7	675.1
27.5°	882.9	884.8	879.0	875.1	862.4	853.6	832.2	821.4	809.7	787.3	766.8
30°	979.5	985.4	983.4	986.3	978.5	972.6	956.0	942.4	928.7	907.3	883.9
32.5°	1101.4	1109.2	1113.1	1123.9	1120.0	1118.0	1113.1	1093.6	1083.9	1046.8	1037.1
35°	1289.7	1285.8	1302.4	1311.2	1307.3	1305.3	1299.5	1288.8	1277.0	1250.7	1226.3
37.5°	1534.5	1538.4	1544.4	1526.7	1515.0	1514.1	1496.6	1485.8	1469.2	1439.9	1410.7
40°	1983.4	1958.9	1931.6	1857.5	1825.3	1806.8	1755.1	1740.5	1712.2	1672.1	1641.9
42.5°	2566.7	2542.4	2460.4	2336.5	2270.2	2178.4	2136.6	2084.8	2044.8	1979.5	1944.4
45°	3146.2	3076.0	3066.2	2921.8	2840.0	2719.0	2643.9	2557.0	2466.2	2380.5	2318.0
47.5°	3635.0	3619.4	3571.6	3483.8	3407.7	3306.2	3209.7	3076.0	2982.4	2860.4	2748.2
50°	4026.2	4025.2	4007.7	3957.0	3893.6	3811.6	3726.7	3613.5	3507.2	3357.9	3238.0
52.5°	4318.9	4334.5	4340.3	4324.7	4300.4	4228.2	4185.3	4090.6	4000.9	3874.1	3744.3
55°	4533.5	4591.1	4620.3	4653.5	4646.7	4621.4	4619.3	4558.0	4516.9	4416.5	4324.7
57.5°	4798.9	4893.5	4984.2	5145.2	5151.0	5207.7	5236.9	5266.2	5274.0	5234.0	5203.8
60°	5136.5	5329.6	5501.3	5837.8	5925.7	6064.2	6154.0	6251.5	6334.5	6341.2	6339.3
62.5°	5374.4	5672.0	5949.1	6448.6	6619.3	6779.3	6899.3	6993.9	7051.5	7110.0	7137.4
63°	5381.3	5707.1	6001.8	6516.9	6696.4	6848.5	6962.7	7050.5	7111.0	7146.1	7163.7
65°	5216.4	5611.6	5962.7	6475.9	6644.6	6797.8	6857.4	6914.9	6944.2	6957.8	6906.1
67.5°	4421.3	4807.6	5217.4	5791.0	5935.4	6118.9	6167.6	6196.9	6210.5	6207.6	6163.7
70°	3306.2	3630.2	4085.7	4741.3	4932.5	5112.1	5223.3	5271.1	5286.7	5281.8	5216.4
72.5°	2308.2	2498.5	2874.0	3603.8	3864.3	4094.5	4232.1	4303.3	4318.0	4288.6	4228.2
75°	1938.5	1948.3	2033.1	2432.1	2676.0	2921.8	3077.0	3121.8	3092.6	3003.8	2849.7
77.5°	1730.6	1752.2	1752.2	1811.7	1859.4	1927.7	1942.4	1833.1	1706.3	1542.4	1409.7
80°	1451.6	1526.7	1579.5	1623.4	1628.2	1614.6	1578.5	1517.0	1419.5	1294.6	1156.1
82.5°	881.9	1030.2	1090.6	1317.0	1428.2	1503.3	1497.5	1415.6	1341.4	1211.6	1093.6
85°	222.5	240.0	260.5	338.5	379.5	463.4	516.1	540.4	549.3	504.3	456.6
87.5°	21.4	14.7	24.4	18.6	26.4	19.5	26.4	24.4	30.3	32.2	35.1
90°	0.0	0.0	0.0	0.0	0.0	0.0	0.0	0.0	0.0	0.0	0.0





REPORT NUMBER: P162288

CATALOG NUMBER: ECM-E03-LED-E1-SL2-HSS-7050

**CANDELA DISTRIBUTION (continued):**

	72°	73°	74°	75°	76°	77°	78°	79°	80°	81°	82°
0°	205.8	205.8	205.8	205.8	205.8	205.8	205.8	205.8	205.8	205.8	205.8
2.5°	227.3	226.4	225.3	224.4	223.4	222.5	220.5	220.5	218.6	217.5	216.6
5°	252.6	250.7	249.8	247.8	244.8	242.9	240.0	236.1	233.1	232.2	230.3
7.5°	284.8	280.0	278.1	275.1	271.2	265.4	261.5	258.6	253.7	250.7	244.8
10°	321.0	316.0	310.2	304.3	298.5	291.7	286.8	282.9	275.1	271.2	264.4
12.5°	366.8	358.0	351.2	343.4	335.6	327.8	322.0	310.2	303.4	294.6	288.7
15°	413.6	405.8	398.0	388.3	376.6	363.9	358.0	347.3	338.5	324.9	317.1
17.5°	470.3	455.6	443.9	432.2	421.4	409.7	398.0	381.4	368.8	357.1	341.5
20°	525.9	508.2	495.6	480.0	464.4	445.8	432.2	420.5	403.0	387.4	370.7
22.5°	585.4	567.7	547.3	531.7	510.2	495.6	477.0	457.5	440.0	419.5	399.1
25°	657.5	639.0	615.6	595.1	570.7	550.2	527.8	505.4	483.9	460.5	434.1
27.5°	746.3	726.8	701.4	677.0	644.9	619.5	598.0	567.7	540.4	511.2	480.9
30°	858.5	837.1	805.8	770.7	738.5	710.3	680.0	640.0	609.7	574.6	535.6
32.5°	1004.9	979.5	937.6	904.4	864.4	827.2	785.4	745.4	702.4	656.6	611.7
35°	1189.3	1165.9	1117.0	1068.3	1024.4	980.4	927.8	881.9	821.4	765.8	708.3
37.5°	1380.4	1338.5	1293.6	1241.0	1186.3	1133.6	1069.2	1005.8	936.5	876.1	803.9
40°	1599.0	1548.3	1511.1	1454.6	1377.5	1302.4	1242.9	1163.9	1077.0	996.0	911.2
42.5°	1898.5	1841.9	1775.6	1689.7	1634.1	1546.3	1469.2	1375.6	1261.4	1170.7	1068.3
45°	2244.8	2167.8	2103.3	2020.4	1953.1	1843.8	1754.1	1629.3	1515.0	1396.0	1271.1
47.5°	2640.0	2544.3	2450.6	2368.7	2261.4	2154.1	2039.9	1907.2	1760.9	1630.2	1481.9
50°	3093.6	2958.0	2828.3	2722.9	2575.5	2451.7	2327.7	2178.4	2016.5	1866.3	1697.5
52.5°	3597.9	3440.8	3269.2	3107.3	2936.5	2777.5	2628.2	2456.5	2276.0	2092.6	1904.3
55°	4206.7	4088.6	3886.7	3680.8	3452.5	3239.9	3047.7	2835.0	2615.5	2374.5	2176.5
57.5°	5159.9	5102.3	4933.5	4727.7	4430.1	4171.5	3845.7	3585.2	3267.2	2935.5	2679.9
60°	6451.5	6380.3	6285.6	6118.9	5882.8	5531.5	5172.5	4767.7	4283.8	3824.3	3388.2
62.5°	7140.3	7114.9	7037.9	6922.7	6702.2	6425.2	6063.3	5618.3	5072.0	4514.0	3957.9
63°	7160.8	7128.6	7062.3	6945.2	6751.1	6482.7	6127.6	5695.4	5160.8	4592.0	4024.3
65°	6883.7	6871.0	6803.7	6675.9	6543.2	6338.4	6063.3	5691.5	5242.8	4705.2	4140.3
67.5°	6105.2	6067.2	5963.7	5924.7	5832.0	5689.5	5479.8	5224.2	4903.2	4480.8	3993.1
70°	5163.8	5107.1	4977.4	4908.2	4795.0	4705.2	4577.5	4395.0	4197.0	3902.3	3538.4
72.5°	4165.7	4048.7	3929.7	3749.2	3591.1	3431.1	3289.7	3160.9	2943.3	2824.4	2548.2
75°	2705.3	2492.6	2288.7	2015.6	1769.7	1552.2	1340.4	1233.2	1009.7	919.0	789.3
77.5°	1283.9	1164.8	1004.9	880.9	722.9	590.2	482.0	361.9	283.9	222.5	169.7
80°	1036.1	935.6	839.0	726.8	607.8	484.8	371.7	278.1	197.1	136.6	96.6
82.5°	923.9	814.6	695.6	618.5	537.6	440.0	361.0	294.6	217.5	159.0	108.3
85°	359.0	302.4	233.1	190.2	148.3	121.9	110.2	76.1	59.5	46.8	36.1
87.5°	31.2	25.3	20.5	13.6	14.7	7.8	8.8	5.8	4.9	4.9	3.9
90°	0.0	0.0	0.0	0.0	0.0	0.0	0.0	0.0	0.0	0.0	0.0



REPORT NUMBER: P162288  
 CATALOG NUMBER: ECM-E03-LED-E1-SL2-HSS-7050

**CANDELA DISTRIBUTION (continued):**

	83°	84°	85°	86°	87°	88°	89°	90°	95°	105°	115°
0°	205.8	205.8	205.8	205.8	205.8	205.8	205.8	205.8	205.8	205.8	205.8
2.5°	215.6	214.7	213.6	211.7	211.7	209.7	208.8	207.8	203.0	192.2	183.4
5°	226.4	224.4	222.5	219.5	217.5	214.7	212.7	209.7	199.1	178.5	161.0
7.5°	242.0	238.1	235.1	229.2	226.4	222.5	219.5	214.7	197.1	165.8	141.5
10°	260.5	253.7	248.7	242.0	236.1	231.2	226.4	219.5	195.2	152.2	123.9
12.5°	282.9	275.1	265.4	257.6	249.8	242.9	236.1	227.3	192.2	140.5	110.2
15°	305.4	293.7	286.8	276.1	265.4	255.6	245.9	238.1	193.2	127.8	98.5
17.5°	330.7	319.0	304.3	292.6	280.9	268.3	256.5	240.9	188.3	118.0	89.8
20°	355.1	338.5	324.9	310.2	293.7	278.1	263.4	249.8	184.4	108.3	82.0
22.5°	381.4	361.9	344.4	325.9	305.4	287.8	270.3	252.6	177.5	99.5	75.1
25°	413.6	391.3	365.8	343.4	322.0	300.4	278.1	256.5	170.7	91.7	70.3
27.5°	452.7	423.4	398.0	369.7	339.5	312.1	287.8	264.4	163.9	85.9	65.4
30°	502.4	468.3	432.2	396.1	363.9	332.7	298.5	269.3	157.1	80.0	60.4
32.5°	568.8	525.9	482.0	440.0	397.1	357.1	321.0	282.9	153.2	75.1	55.6
35°	656.6	601.0	547.3	494.6	442.9	394.1	347.3	304.3	153.2	69.3	49.8
37.5°	739.5	675.1	606.8	541.5	480.0	423.4	367.8	316.0	145.4	64.4	44.8
40°	829.2	752.1	672.2	595.1	521.0	450.8	387.4	327.8	138.5	58.5	40.0
42.5°	966.8	869.2	764.9	675.1	586.3	499.5	420.5	350.2	129.8	52.6	35.1
45°	1147.3	1023.3	900.5	791.2	678.1	571.6	478.1	391.3	127.8	47.8	30.3
47.5°	1340.4	1194.1	1049.7	910.3	777.6	653.6	541.5	437.0	127.8	42.9	26.4
50°	1532.6	1349.2	1195.1	1033.2	883.9	737.6	603.9	484.8	128.8	39.0	21.4
52.5°	1706.3	1510.2	1337.5	1150.2	985.4	815.5	670.3	531.7	126.8	34.2	17.5
55°	1947.2	1717.0	1517.0	1310.2	1117.0	925.9	761.0	601.9	127.8	30.3	14.7
57.5°	2391.1	2121.0	1879.9	1608.7	1386.3	1139.5	939.5	746.3	139.6	25.3	10.8
60°	3028.2	2677.0	2338.5	2007.8	1724.8	1431.2	1171.7	944.3	163.9	20.5	7.8
62.5°	3456.4	2996.9	2593.1	2228.2	1899.4	1592.1	1309.2	1050.7	180.5	16.6	4.9
63°	3500.4	3025.3	2619.4	2242.9	1907.2	1599.9	1315.1	1058.5	181.4	15.6	4.9
65°	3583.3	3074.0	2634.1	2245.7	1899.4	1589.2	1311.2	1057.5	183.4	12.7	3.9
67.5°	3488.7	2998.9	2549.2	2161.9	1831.2	1525.8	1262.4	1018.5	182.4	8.8	3.0
70°	3119.9	2714.0	2319.0	1958.0	1657.5	1381.4	1149.2	928.7	167.8	5.8	1.9
72.5°	2290.7	2014.6	1708.3	1447.7	1248.8	1037.1	884.8	697.5	129.8	3.9	1.0
75°	679.0	618.5	520.0	458.6	404.9	334.6	297.6	232.2	66.4	1.9	0.0
77.5°	135.7	122.9	110.2	100.5	94.6	81.0	77.1	63.4	27.3	1.0	0.0
80°	71.2	58.5	49.8	43.9	38.1	31.2	26.4	21.4	4.9	0.0	0.0
82.5°	68.3	45.9	33.1	27.3	23.4	18.6	14.7	10.8	3.0	0.0	0.0
85°	25.3	19.5	14.7	11.7	9.7	8.8	6.9	5.8	0.0	0.0	0.0
87.5°	3.9	3.0	3.0	1.9	1.9	1.0	1.0	1.0	0.0	0.0	0.0
90°	0.0	0.0	0.0	0.0	0.0	0.0	0.0	0.0	0.0	0.0	0.0



REPORT NUMBER: P162288

CATALOG NUMBER: ECM-E03-LED-E1-SL2-HSS-7050

**CANDELA DISTRIBUTION (continued):**

	125°	135°	145°	155°	165°	175°	180°
0°	205.8	205.8	205.8	205.8	205.8	205.8	205.8
2.5°	174.6	166.8	162.9	158.0	158.0	157.1	159.0
5°	145.4	134.6	126.8	121.0	121.9	119.0	120.0
7.5°	122.9	112.2	105.4	101.5	100.5	99.5	99.5
10°	106.3	96.6	90.7	87.8	86.8	86.8	86.8
12.5°	94.6	84.9	80.0	78.1	78.1	77.1	77.1
15°	84.9	77.1	72.2	70.3	70.3	69.3	70.3
17.5°	77.1	69.3	65.4	63.4	63.4	62.4	62.4
20°	70.3	63.4	59.5	56.5	56.5	55.6	56.5
22.5°	64.4	57.6	52.6	50.7	49.8	48.7	49.8
25°	58.5	51.7	46.8	43.9	42.9	42.9	42.0
27.5°	53.7	46.8	40.9	38.1	37.0	37.0	36.1
30°	48.7	40.9	35.1	32.2	31.2	31.2	31.2
32.5°	43.9	35.1	30.3	27.3	26.4	26.4	26.4
35°	39.0	30.3	25.3	22.5	21.4	21.4	21.4
37.5°	33.1	25.3	19.5	17.5	16.6	15.6	15.6
40°	28.3	19.5	14.7	12.7	10.8	10.8	10.8
42.5°	23.4	15.6	10.8	7.8	6.9	5.8	6.9
45°	19.5	11.7	6.9	3.9	3.0	3.0	3.0
47.5°	15.6	7.8	3.0	1.0	1.0	1.0	1.0
50°	11.7	4.9	1.0	0.0	0.0	1.0	1.0
52.5°	8.8	3.0	0.0	0.0	0.0	0.0	0.0
55°	4.9	1.0	0.0	0.0	0.0	0.0	0.0
57.5°	3.0	0.0	0.0	0.0	0.0	0.0	0.0
60°	1.9	0.0	0.0	0.0	0.0	0.0	0.0
62.5°	1.0	0.0	0.0	0.0	0.0	0.0	0.0
63°	1.0	0.0	0.0	0.0	0.0	0.0	0.0
65°	1.0	0.0	0.0	0.0	0.0	0.0	0.0
67.5°	0.0	0.0	0.0	0.0	0.0	0.0	0.0
70°	0.0	0.0	0.0	0.0	0.0	0.0	0.0
72.5°	0.0	0.0	0.0	0.0	0.0	0.0	0.0
75°	0.0	0.0	0.0	0.0	0.0	0.0	0.0
77.5°	0.0	0.0	0.0	0.0	0.0	0.0	0.0
80°	0.0	0.0	0.0	0.0	0.0	0.0	0.0
82.5°	0.0	0.0	0.0	0.0	0.0	0.0	0.0
85°	0.0	0.0	0.0	0.0	0.0	0.0	0.0
87.5°	0.0	0.0	0.0	0.0	0.0	0.0	0.0
90°	0.0	0.0	0.0	0.0	0.0	0.0	0.0

(END OF REPORT)